



Welcome TEST RCSC

My Account

Expiration Date: 8/11/2023



Easy Account Access

Want to check your statements, historic bookings or edit your profile? My Account can help you track and manage your purchases, historic bookings, current bookings, and more. Select from the options below.

[MY PROFILE](#)

View and change your profile information or login credentials.

[BOOK A TEE TIME](#)

Book a future tee time.

[ROUNDS HISTORY](#)

View your previously played golf rounds.

[BOOKED ROUNDS](#)

View your current round bookings.

[EMAIL SUBSCRIPTIONS](#)

Manage Email Subscriptions.

[MY STATEMENTS / MAKE PAYMENT](#)

View your previous billing statements.

[PURCHASES](#)

View previous food & beverage and pro shop purchases.

[DEPOSITS / PRIZE WINNINGS](#)

View your Advance Deposits and Tournament Winnings

STEP 1

After you have logged in to the portal, click on **PURCHASE CONCERT TICKETS**.




RCSC Concert Ticket Important Information

1. RCSC Cardholders must be in good standing to purchase winter season ticket packets or individual show tickets.
2. RCSC Cardholders may purchase only one season ticket packet assigned to their RCSC number.
3. RCSC Cardholders cannot purchase a season ticket packet for a guest. Guest tickets may only be purchased by a RCSC Cardholder for individual shows when individual show tickets go on sale.
4. Once you have selected your seats, you will be taken to a screen to enter your RCSC Membership ID number(s). Ensure not to transpose numbers when entering RCSC Cardholder numbers as the system will report back "Card invalid" and will not allow the purchase of a season packet for RCSC numbers that cannot be validated.
5. Upon Seat selection, the seats will be reserved and put on hold for 5 minutes to allow time to enter you member ID numbers and credit card information to complete the purchase. If the transaction is not completed within this time frame the selected seats will be returned to available status and seat selection must be done again.
6. Once the purchase of the season packet is completed, a receipt of the full transaction will be provided to the purchaser. You will not receive a ticket at this time. **ALL** tickets will be printed in the Events & Entertainment Office located at the Sundial Auditorium 14801 N 103rd Ave, Sun City, 85351, and will be available for pickup **No EARLIER than November 30 up to the time of the show.**
7. This same procedure will be followed when individual show tickets go on sale Monday, November 14, 2022, at 8:00am. RCSC Cardholders may at that time purchase a ticket for their guest(s) if so desired. Guest seats are \$30 each plus processing fees.
8. Food and Drink may be brought to any of these concerts. It is preferred that you select your seat at a table if you chose to exercise this option.
9. Follow the link below to be taken to the ticket purchasing page. Enter the RCSC number for each season ticket packet being purchased. Each season ticket packet purchased requires a different valid RCSC number

Click the Get Tickets link below to go to the ticket purchasing page.

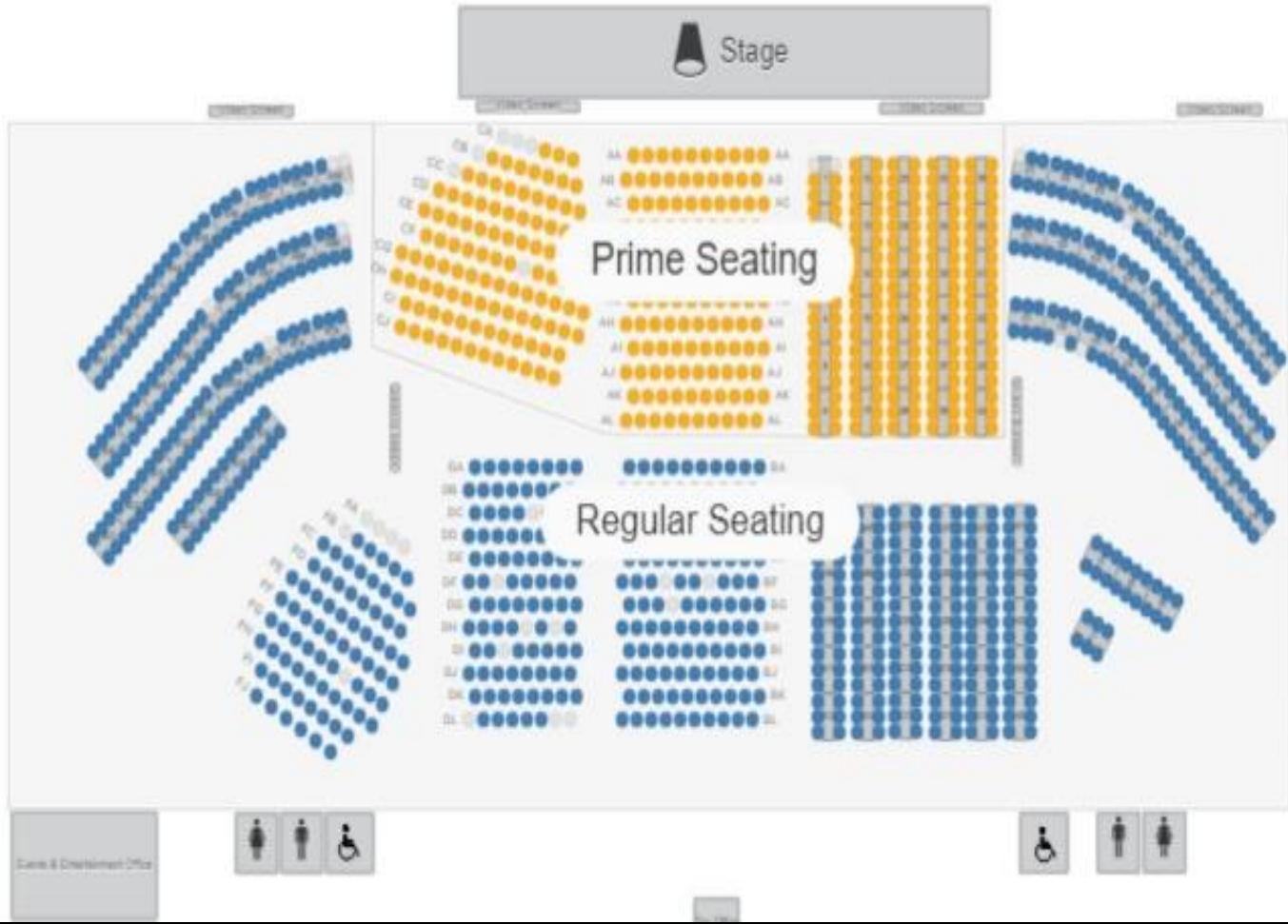
GET TICKETS



STEP 2

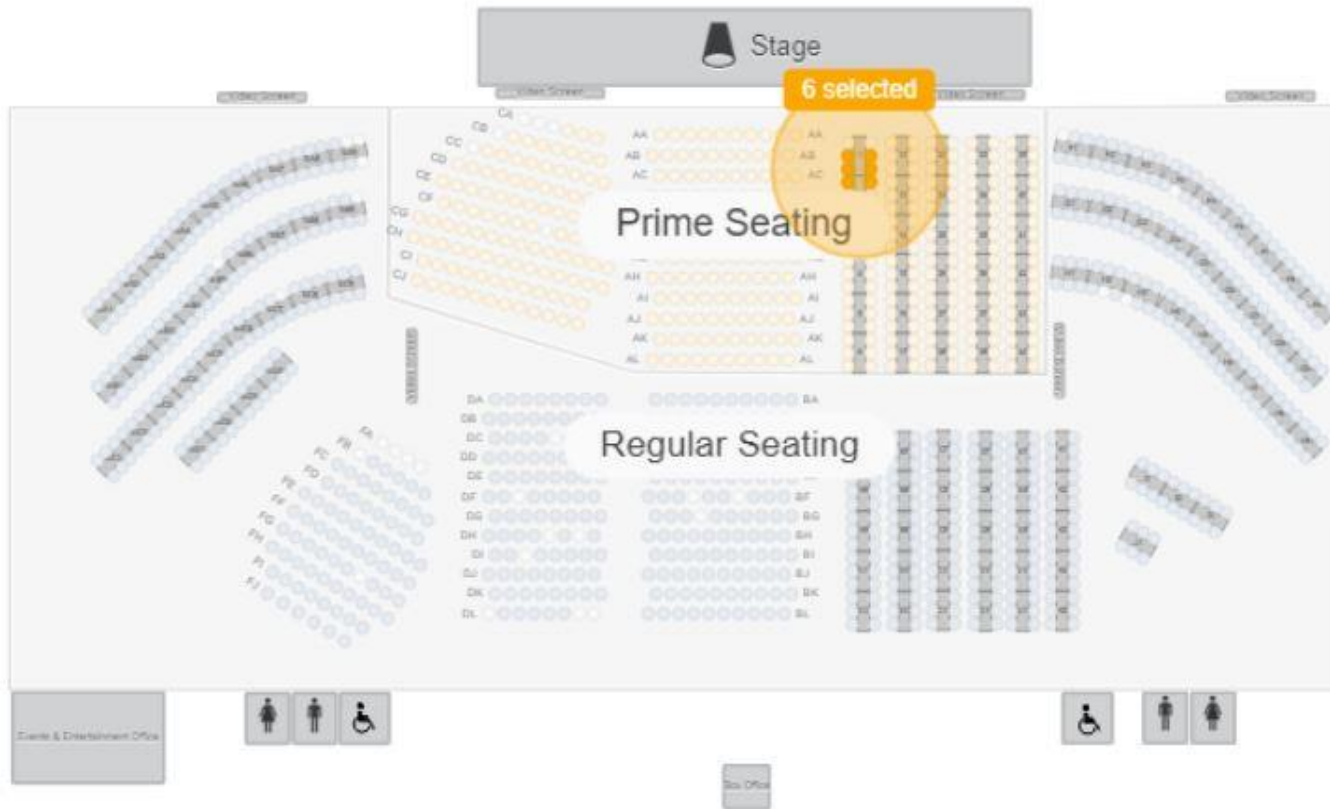
You will be taken to this screen where it has important information regarding purchasing RCSC Concert tickets. Once you have read the information, click on **GET TICKETS**.

Select tickets



This is a live seating chart that will display seats that are available, sold or that are in the process of being sold. Review availability in the location you wish to purchase and select your seat(s).

Select tickets



6 Seats Selected
\$1,928.22

NEXT

STEP 3

Select the location (Seat) for each RCSC Membership ID number in your Transaction. Once all your seat(s) are selected, click on **NEXT**.

(We are using 6 Membership ID numbers for 6 seats as an example)

SEASON TEST

Demo

Wed, Jan 04, 2023 at 6:00pm - Wed, Mar 29, 2023 at 9:...

Sundial Auditorium, Sun City, AZ

3m 51s

← Member IDs

Please enter a valid member ID for each ticket selected.

Prime Seating-1-5:

Enter member ID

Prime Seating-1-2:

Enter member ID

Prime Seating-1-3:

Enter member ID

Prime Seating-1-4:

Enter member ID

Prime Seating-2-1:

Enter member ID

Prime Seating-2-6:

Enter member ID

NEXT



\$1,928.22

STEP 4

This screen is where you will put all the RCSC Membership numbers for your group.

Carefully enter the Member ID number(s). If any of the numbers are transposed or incorrect, it will show the member invalid you will not be able to purchase a seat for any incorrect entry.

When all the numbers are verified, click on **NEXT** and you will be taken to the payment screen.

When your transaction is complete you will receive a receipt for your records.

When Will You Get Your Tickets?

When you purchase your tickets whether it be on-line, or in person, you will receive a receipt of your transaction.

Tickets will not be printed and/or available for pickup until Wednesday, November 30th up to the time of the show!

A copy of your receipt or a photo ID is required to pick up your show tickets.

We look forward to seeing you at the performances!