

Pickleball

Nationally and in Sun City, AZ

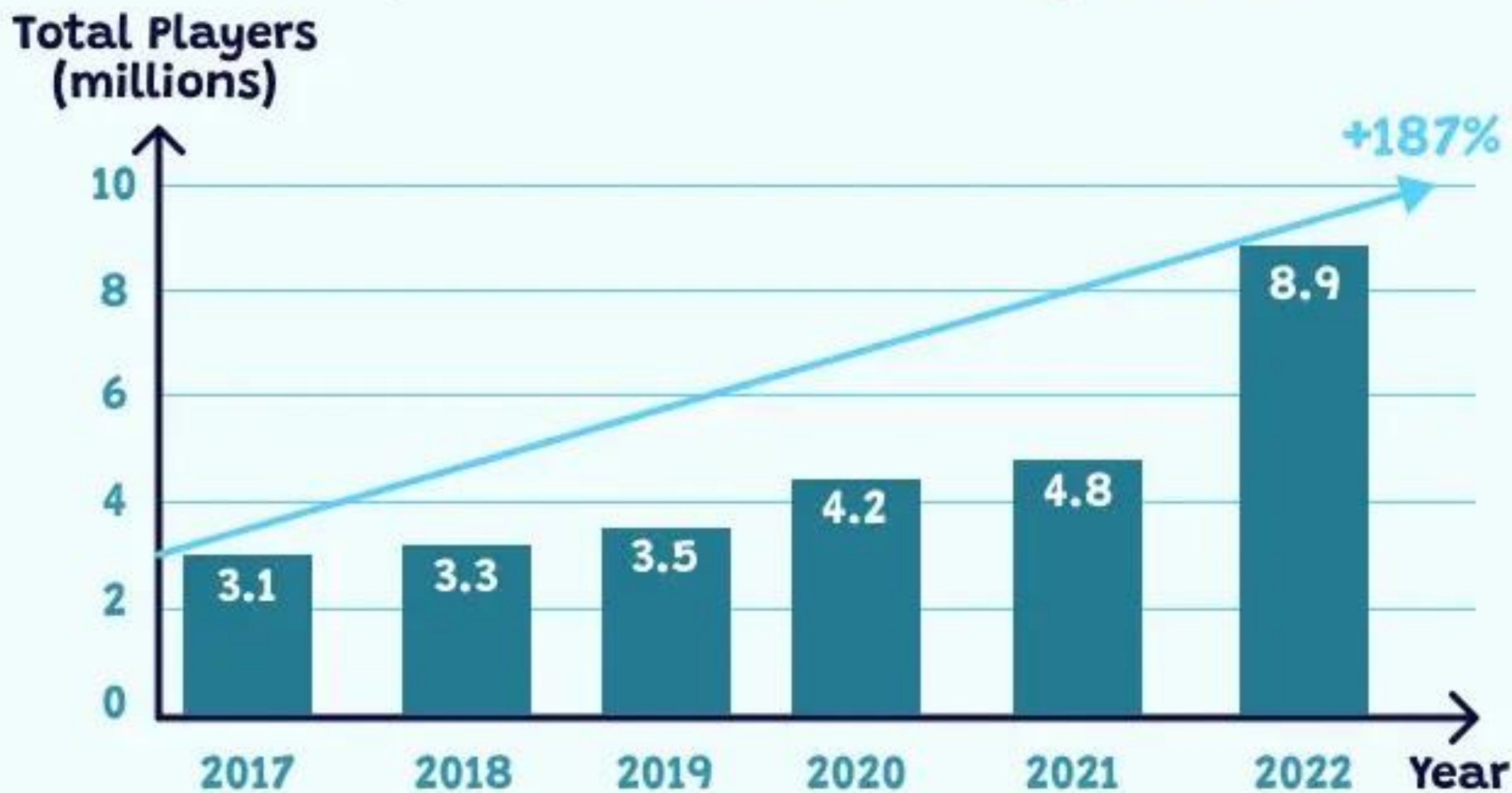
Strategic Alternatives Committee, June, 2023

History

...and fun facts

- “Invented” by three vacationers, Bainbridge Island, 1965
- Cross between ping pong, badminton, and tennis
- Easy to learn, fun to play, enjoyable well into one’s later years
- Popular “open play format”
- From niche to mainstream

Total Number of Pickleball Players in the US by Year



Key Pickleball Stats for 2023



36.5 million

Number of pickleball players in the US



158.6%

Pickleball's average growth rate over the last 3 years



18-34

Largest age bracket of pickleball players (28.8% of total)



10,320

Number of places to play pickleball in the US



\$152.8 million

Pickleball paddle market size in 2021



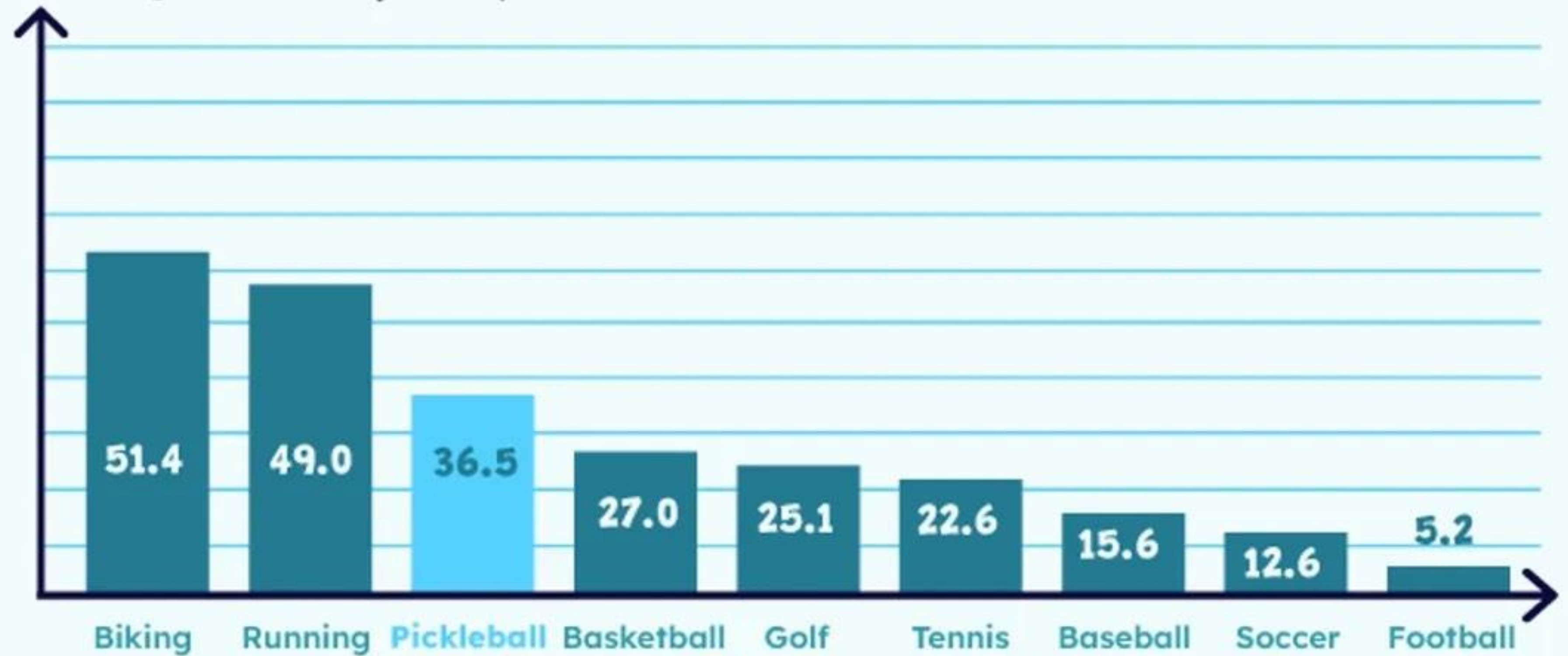
7.7%

Forecasted compound annual growth rate through 2028

2023

Participation Rates for Popular Sports and Activities

Participants (MM)



Activity

States currently showing the most interest in pickleball



RCSC

Pickleball club

- 27 lighted courts at two sites: Marinette (12 outdoor and 8 under roof) and Mountainview (7 outdoor)
- Club chartered in 2003, now 20 years old
- Ca. 1150 members
- Events: Ladders, Round Robins, Drop-in play, Social play, Modified play, 80+ group, Friday night social, Fun days, Reciprocal play (SCW), tournaments
- Marinette built 2015/16 (35,000 sq. Ft.); Mountainview 2014 (\$288,000)

National Geographic features RCSC pickleball

October 2022

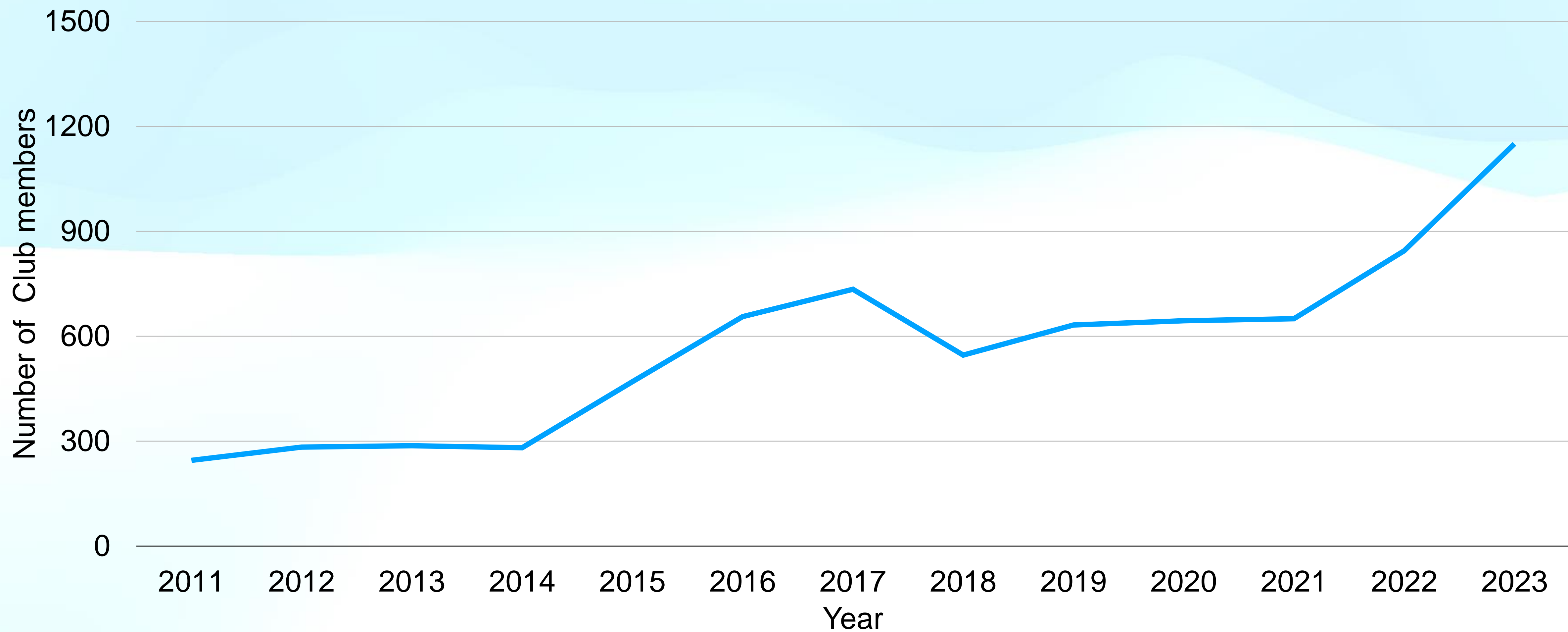


| HISTORY & CULTURE |

‘Pickleball is for everyone’: Inside America’s fastest growing sport

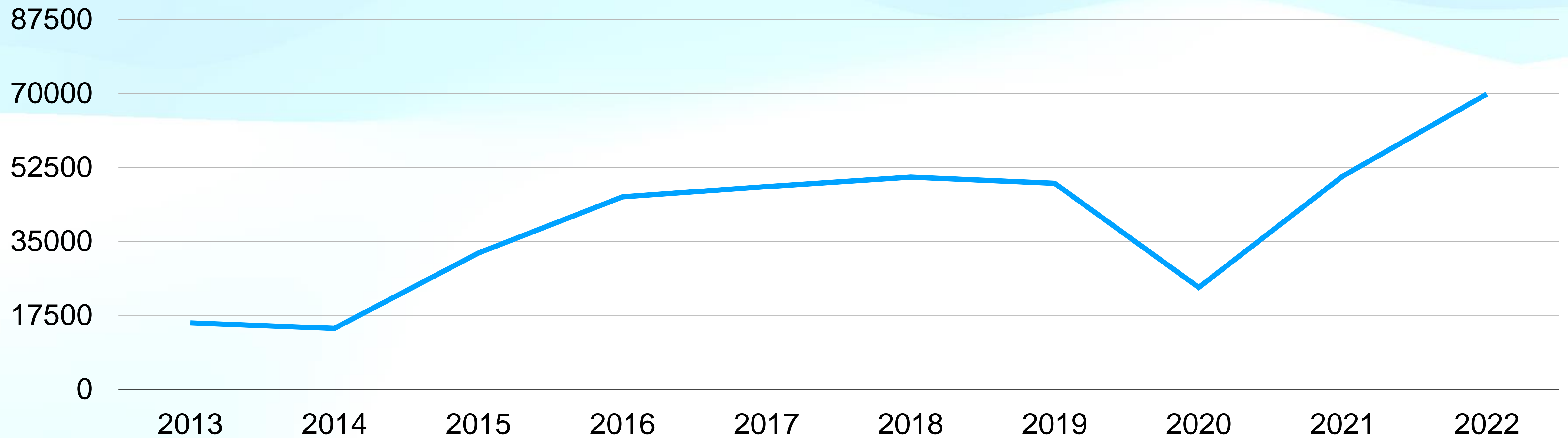
From celebrities to septuagenarians, everyone seems to be picking up a paddle. Now, this pro player is pushing to make the sport even more accessible.

Club membership



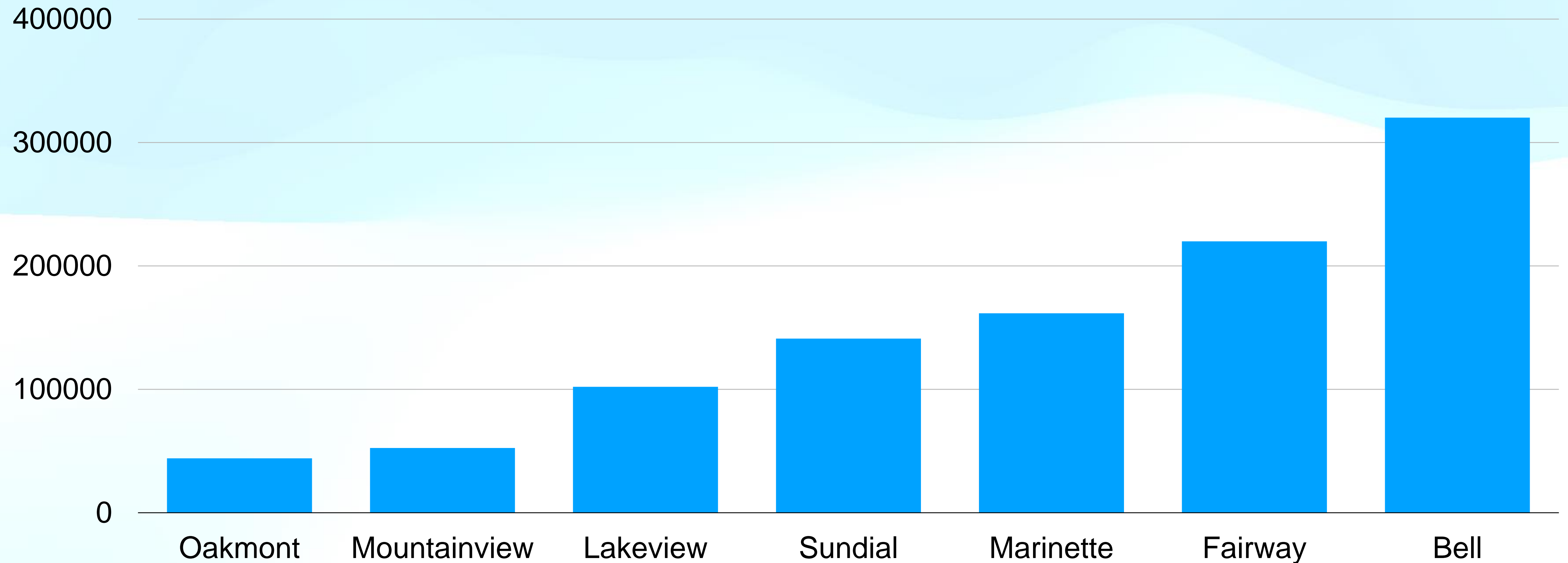
Court use

Monitored activity report 2013-2022



Total annual usage by center

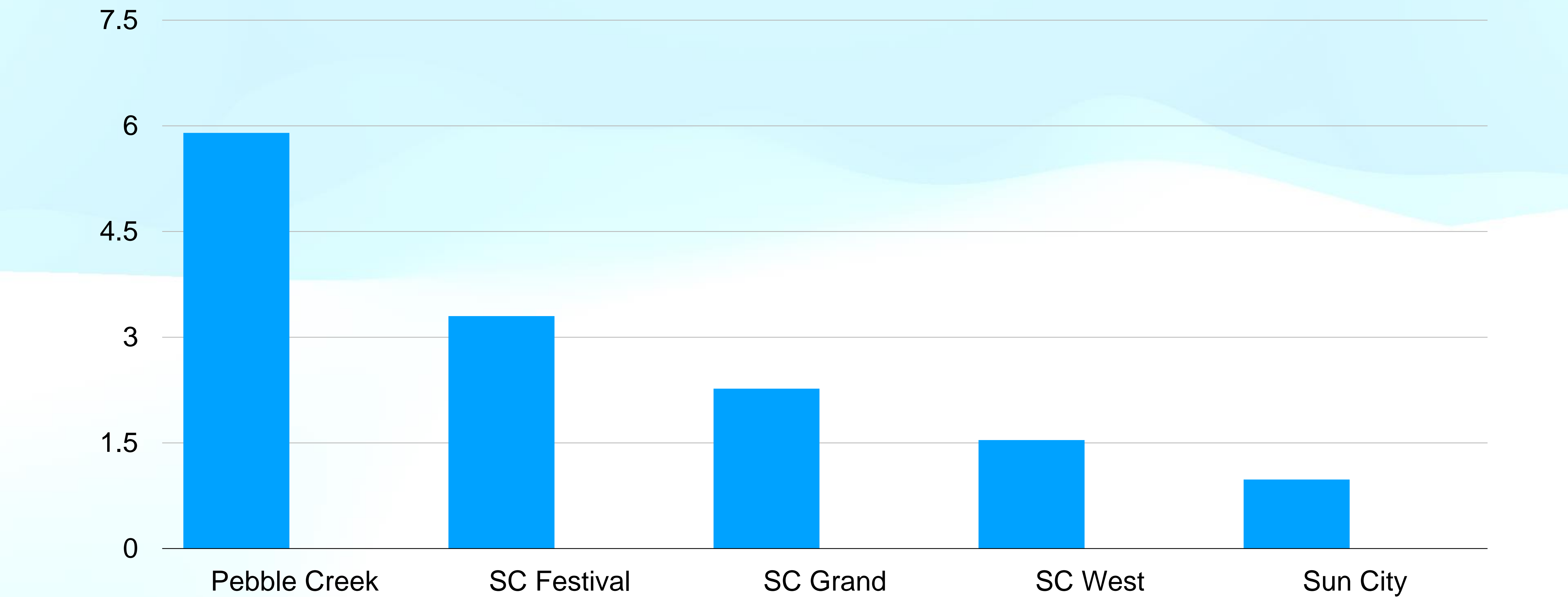
2022



Pickleball Court Density Comparison to other 55 + Communities

	Rooftops	Courts	Rooftops per court	Population	City
Pueblo El Mirage	?	26			El Mirage
Green Valley	1,144	36	32		South of Tucson
Pebble Creek	6,100	36	169		Goodyear
Westbrook Village	3,910	16	244		Peoria
Sun City Festival	7,200	24	300		Buckeye
Sun City Grand	9,660	22	439	17,000	Surprise
Sun City West	16,900	26 (32)	650 (528)	25,500	SCW
Sun City	27,500	27	1018	35,000	SC

Number of PB courts vs. size of community



Mountainview Option 2

- Option 1 envisioned adding 4 courts to the 7 currently at MTV
- Option 2 demolished all PB courts in Phases I and II at MTV
- Instead envisioned converting the 4 Lakeview tennis courts into PB courts
- Original LV footprint allowed for a maximum of 6 PB courts
- Expanded footprint would allow for 13 courts
- Concerns about suitability of Lakeview
- Potential conversion of MTV tennis courts

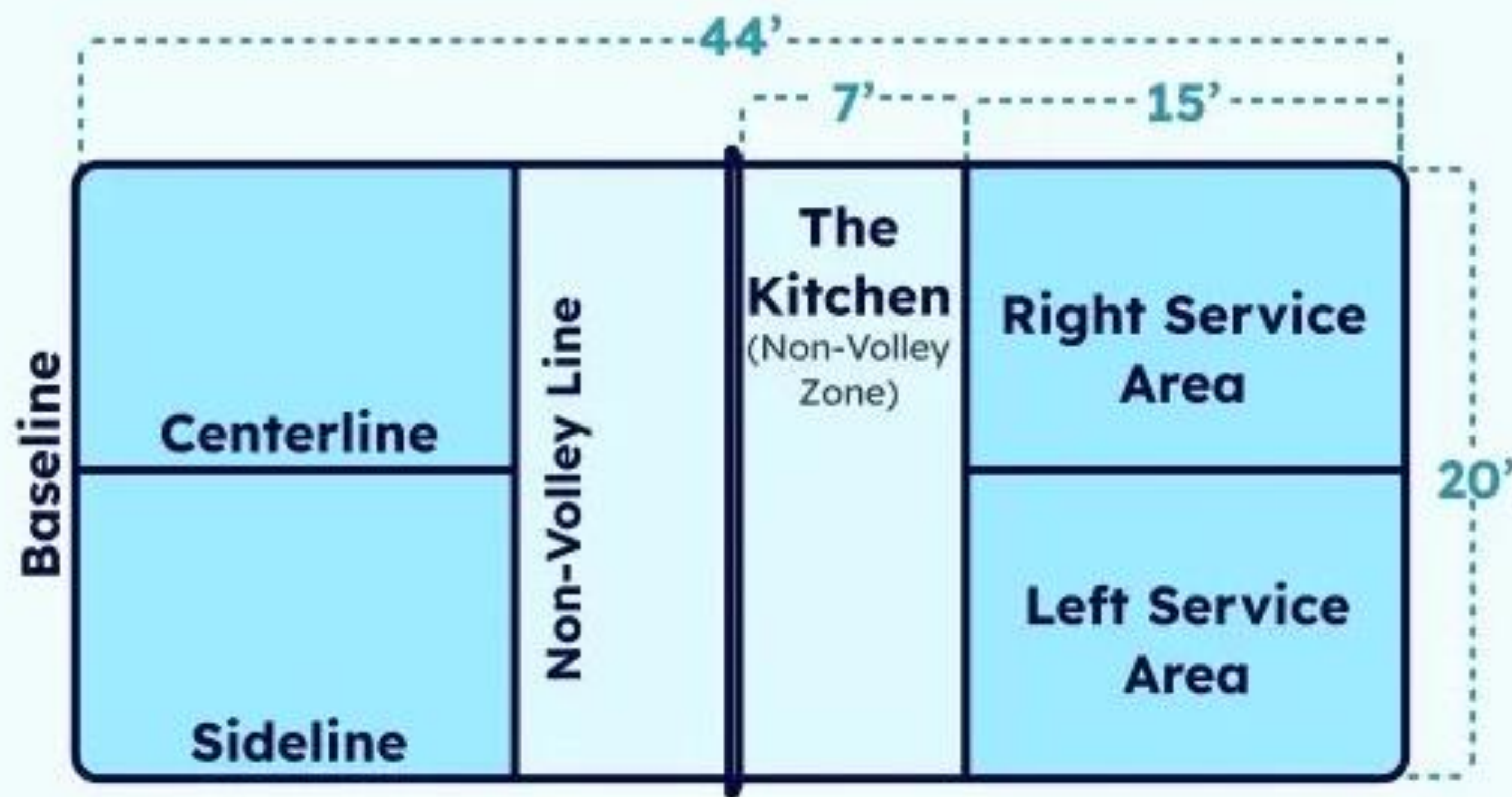
Common misconceptions

- Dual use courts
- Playing surface
- Multiple small venues vs. fewer large venues
- Significance of drop-in play and other structured events
- Weather conditions' impact
- Fences between courts are optional
- It's OK to skimp on out-of-bounds playing area
- Lighting issues

Critical question

How many pickleball courts should Sun City have
when the last court is built?

Pickleball Court Dimensions



Net Height at Sideline = 36 in
(34 in at Center)

Possible solution

- Keep the 7 courts currently at MTV
- Expand the tennis court area to accommodate 7 additional outdoor courts, walkways, and court-adjacent seating areas
- Build climatized indoor courts with outdoor playing surfaces that share a building with a monitor station, locker room facilities, custodial storage, and a 14,000 sq. ft. fitness area
- Make MTV a superb sports facility for swimming, fitness, lawn bowling, mini-golf, and pickleball (move the PAC to another center location)

Rough Schematic

